

**T.M. WOOD**

# *Mantels by TM*

**Price Sheet**

**Effective Winter 2018**

**01/01/2018**

T.M. WOOD PRODUCTS MANUFACTURING, INC.  
24301 Hoover Rd, Warren, MI 48089  
Phone (586) 427-2364  
Fax (586) 427-5617

**STANDARD RETAIL PRICE FOR MANTEL SHELVES***Effective date: 01/01/2018*

PLEASE NOTE: A 5% price increase has been added to the 2016 price lists. These prices are effective as of January 2018

<b>SHELF MANTELS UNFINISHED</b>	<b>5FT "60in" &amp; 6FT "72in"</b>	<b>7FT "84in"</b>	<b>8FT "96"</b>
<b>1000 RED OAK &amp; CLEAR PINE</b> 6.3 lbs/ft	\$274.54	\$320.54	\$366.04
<b>1000 PAINTGRADE</b> 6.3 lbs/ft	\$274.54	\$240.91	\$275.32
<b>1000 MAPLE &amp; CHERRY</b> 6.3 lbs/ft	\$549.08	\$641.08	\$732.08
<b>1100K KNOTTY PINE</b> 6.2 lbs/ft	\$234.19	\$248.72	\$284.25
<b>1100 RED OAK &amp; CLEAR PINE</b> 7.9 lbs/ft	\$317.23	\$370.10	\$422.95
<b>1100 PAINT GRADE</b> 7.9 lbs/ft	\$316.66	\$370.09	\$422.95
<b>1100 MAPLE &amp; CHERRY</b> 7.9 lbs/ft	\$634.46	\$740.20	\$845.90
<b>1200 RED OAK &amp; CLEAR PINE</b> 7.4 lbs/ft	\$371.24	\$433.09	\$494.95
<b>1200 PAINT GRADE</b> 7.4 lbs/ft	\$371.24	\$433.09	\$494.95
<b>1200 MAPLE &amp; CHERRY</b> 7.4 lbs/ft	\$742.48	\$866.18	\$989.90
<b>1300 KNOTTY PINE</b> 4 lbs/ft	\$194.90	\$248.72	\$284.25
<b>1400 RED OAK &amp; CLEAR PINE</b> 6.3 lbs/ft	\$264.79	\$308.90	\$353.04
<b>1400 PAINT GRADE</b> 6.3 lbs/ft	\$200.77	\$234.22	\$267.69
<b>1400 MAPLE &amp; CHERRY</b> 6.3 lbs/ft	\$529.58	\$617.80	\$706.08
<b>1500 RED OAK &amp; CLEAR PINE</b> 6.3 lbs/ft	\$282.78	\$330.16	\$377.02
<b>1500 PAINTGRADE</b> 6.3 lbs/ft	\$212.68	\$248.13	\$267.69
<b>1500 MAPLE &amp; CHERRY</b> 6.3 lbs/ft	\$565.56	\$660.32	\$754.04
<b>1600 RED OAK &amp; CLEAR PINE</b> 6 lbs/ft	\$253.33	\$295.55	\$337.77
<b>1600 PAINTGRADE</b> 6 lbs/ft	\$253.33	\$295.55	\$337.77

CONTACT US WITH ANY QUESTIONS OR HELP. PLEASE E-MAIL OR FAX ALL PURCHASE ORDERS

[tmwoodproducts@ymail.com](mailto:tmwoodproducts@ymail.com)

PH: 586-427-2364

FAX: 586-427-5617

**T.M. WOOD****T.M. WOOD PRODUCTS MANUFACTURING, INC.**

➤ 24301 HOOVER RD. WARREN, MI 48089

www.tmwood.com

<b>1600 MAPLE &amp; CHERRY</b> 6 lbs/ft	\$506.66	\$591.10	\$675.54
<b>1700 RED OAK &amp; CLEAR PINE</b> 4.5 lbs/ft	211.18	246.36	281.56
<b>1700 PAINTGRADE</b> 4.5 lbs/ft	136.09	158.77	181.45
<b>1700 MAPLE &amp; CHERRY</b> 4.5 lbs/ft	\$422.36	\$492.72	\$563.12
<b>1800 "CONTEMPO" RO &amp; CP</b> 7.5 lbs/ft	\$318.31	\$371.31	\$424.31
<b>1800 "CONTEMPO" PG</b> 7.5 lbs/ft	\$305.56	\$356.49	407.40
<b>1800 "CONREMPO" MP &amp; CH</b> 7.5 lbs/ft	\$636.62	\$742.62	\$848.62
<b>1900 "MIAMI" RO &amp; CP</b> 7.5 lbs/ft	\$318.31	\$371.28	\$424.31
<b>1900 "MIAMI" PG</b> 7.5 lbs/ft	\$305.56	\$356.49	\$407.40
<b>1900 "MIAMI" MP &amp; CH</b> 7.5 lbs/ft	\$636.63	\$742.56	\$848.62
<b>2000 "MANHATTAN" RO &amp; CP</b> 6 lbs/ft	\$260.94	\$304.43	\$347.91
<b>2000 "MANHATTAN" PG</b> 6 lbs/ft	\$212.68	\$248.13	\$283.58
<b>2000 "MANHATTAN" MP &amp; CH</b> 6 lbs/ft	\$521.88	\$608.86	\$695.82
<b>2100 "MISSION" RO &amp; CP</b> 7.5 lbs/ft	\$318.31	\$371.28	\$424.31
<b>2100 "MISSION" PG</b> 7.5 lbs/ft	\$305.56	\$356.49	\$407.40
<b>2100 "MISSION" MP &amp; CH</b> 7.5 lbs/ft	\$636.62	\$742.56	\$848.62

CONTACT US WITH ANY QUESTIONS OR HELP. PLEASE E-MAIL OR FAX ALL PURCHASE ORDERS

[tmwoodproducts@ymail.com](mailto:tmwoodproducts@ymail.com)

PH: 586-427-2364

FAX: 586-427-5617

**STANDARD RETAIL PRICE FOR MANTEL BRACKETS***Effective date: 01/01/2018*

PLEASE NOTE: A 5% price increase has been added to the 2016 price lists. These prices are effective as of January 2018

<b>BRACKETS UNFINISHED</b>	<b>RED OAK</b>	<b>CLEAR PINE</b>	<b>KNOTTY PINE</b>
<b>MB900</b> 7 lbs RO / 5 lbs CP	\$97.00	\$56.28	N/A
<b>MB930</b> 7 lbs RO/ 5 lbs CP	\$97.00	\$56.28	N/A
<b>MB940</b> 5 lbs RO/ 4 lbs CP	\$45.95	\$36.59	N/A
<b>MB950</b> 10 lbs RO / 10 lbs CP	\$117.42	\$117.42	N/A
<b>MB960</b> 7 lbs RO / 7 lbs CP	\$97.00	\$110.86	N/A
<b>MB970</b> 7 lbs RO / 5 lbs CP	\$97.00	\$56.28	N/A
<b>MB980</b> 5 lbs RO / 4 lbs CP	\$45.95	\$36.59	N/A
<b>MB1008</b> 5 lbs RO / 4 lbs CP	\$45.95	\$36.59	N/A
<b>MB1009</b> 4 lbs	N/A	N/A	\$45.03

**BRACKET UPCHARGES**Stain application – Applied on Stain Grade Wood

Choices Include: Pickling White, Red Mahogany, Light, Medium and Dark..... \$30.00/PAIR

Primer Application – Applied on Paint Grade Wood..... \$30.00/PAIRPaint Application – Applied on Paint Grade Wood

Includes: Primer – White, Black or Bone Finish..... \$59.00/PAIR

CONTACT US WITH ANY QUESTIONS OR HELP. PLEASE E-MAIL OR FAX ALL PURCHASE ORDERS

[tmwoodproducts@ymail.com](mailto:tmwoodproducts@ymail.com)

PH: 586-427-2364

FAX: 586-427-5617



T.M. WOOD PRODUCTS MANUFACTURING, INC.  
➤ 24301 HOOVER RD. WARREN, MI 48089  
www.tmwood.com

**MANTEL SHELF UPCHARGES**

*Effective date: 01/01/2018*

Mantels < 5ft.....25% more than retail 5ft price.

Mantels > 8ft.....\$60 (See rules on how to figure out price)

- Round to next full foot (Ex. If it's a 9ft 6" mantel, round up to 10ft)
- Take the list price for a 6ft mantel and divide by 6 to find the price per foot
- Multiply the price per foot and the rounded footage (10ft in this case)
- Add \$60 for each foot over 8ft (in this case it is 10ft, so multiply 2 by 60 and add that to the price)

Electrical outlet cut out.....Add \$55.00 to retail price.

Finish ends (veneered)..... Add \$115.00 to retail price.

L-shaped mantel..... Reference technical guide for pricing.

U-shaped mantel..... Reference technical guide for pricing.

Pocket mantel..... Send quote to TM Customer Service.

Wrap & Cap..... Send quote to TM Customer Service.

Stain Application – Applied on Stain Grade Wood

Choices include: Pickling White, Red Mahogany, Light, Medium or Dark

Mantels < 8ft..... \$112.00

Mantels > 8ft..... \$165.00

Primer Application – Applied on Paint Grade Wood

Mantels < 8ft..... \$112.00

Mantels > 8ft..... \$165.00

Paint Application – Applied on Paint Grade Wood

Primer Included: White, Black or Bone Finish

Mantels < 8ft.....\$223.00

Mantels > 8ft..... \$268.00

**STANDARD RETAIL PRICE FOR FULL MANTEL SURROUNDS***Effective date: 01/01/2018*

PLEASE NOTE: A 5% price increase has been added to the 2016 price lists. These prices are effective as of January 2018

<b>MODEL UNFINISHED</b>	<b>PAINT GRADE</b>	<b>RED OAK &amp; PINE</b>	<b>MAPLE &amp; CHERRY</b>
<i>10000 Old English 250 lbs</i>	\$3,440.58	\$3,440.58	\$3,929.31
<i>10001 New Yorker 110 lbs</i>	\$863.16	\$1,095.44	\$1,355.68
<i>10002 Colonial 117 lbs</i>	\$863.16	\$1,095.44	\$1,355.68
<i>10003 Bostonian 180 lbs</i>	\$1,874.12	\$2,147.37	\$2,406.64
<i>10004 Florentine 150 lbs</i>	\$1,874.12	\$2,147.37	\$2,406.64
<i>10005 Italianetta 180 lbs</i>	\$2,010.75	\$2,283.98	\$2,544.19
<i>10006P American Traditional 117 lbs</i>	\$863.16	\$1,095.44	\$1,355.66
<i>10006DP T.M. Classic 120 lbs</i>	\$986.17	\$1,191.04	\$1,451.27
<i>10006S Italian Provincial 117 lbs</i>	\$863.16	\$1,095.44	\$1,355.66
<i>10007 Aspasia 250 lbs</i>	\$3,440.58	\$3,440.58	\$3,929.31
<i>10008 Virginian 125 lbs</i>	\$1,399.23	\$1,919.67	\$2,180.09
<i>10009 Milano 150 lbs</i>	\$1,269.10	\$1,529.34	\$1,789.57
<i>10010 Yorktown 90 lbs</i>	\$772.17	\$1,064.51	\$1,317.15
<i>10011 Georgian 100 lbs</i>	\$863.16	\$1,095.44	\$1,355.66
<i>10014 American Shaker 90 lbs</i>	\$772.17	\$1,064.51	\$1,317.68
<i>10015 Venetian</i>	\$3,150	N/A	N/A

CRATE CHARGE FOR ALL FULL MANTEL SURROUNDS \$175.00

CONTACT US WITH ANY QUESTIONS OR HELP. PLEASE E-MAIL OR FAX ALL PURCHASE ORDERS

[tmwoodproducts@ymail.com](mailto:tmwoodproducts@ymail.com)

PH: 586-427-2364

FAX: 586-427-5617



T.M. WOOD PRODUCTS MANUFACTURING, INC.
24301 HOOVER RD. WARREN, MI 48089
www.tmwood.com

FULL SURROUND UPCHARGES

Effective date: 01/01/2018

VARY OPENING WIDTH "A"

Up to 57.....N/C
Each 7" over 57" (EX. 57"-64" =\$65, 64"-71" \$130., etc.) ..... \$70

VARY OPENING HEIGHT "B"

Up to 44" ..... N/C
Each 4" over 44" (EX. 44"-48", 48"-52"., etc.) .....\$70

VARY RETURN FOR THICKNESS OF FACING "C"

From 0"-1" ..... N/C
Per 4" (10001, 10002, 10006, 10010, 10011) ..... \$120.00
Per 4" (10003, 10004, 10005, 10008, 10009) ..... \$145.00
Per 4" (10000, 10007) ..... \$220.00

Notch for legs due to raised hearth..... \$70.00
Arch Opening..... Send to Customer Service to quote
Flat Ends Veneered..... \$145.00

Stain Application – Applied on Stain Grade Wood

Choices Include: Light, Medium, Dark, Red Mahogany, Pickling White..... \$235.00
Upcharge for "C" greater than 4" ..... \$115.00

Primer Application Only – Applied on Paint Grade Wood ..... \$235.00

Upcharge for "C" greater than 4" ..... \$115.00

Paint Application – Applied on Paint Grade Wood

Upcharge for "C" greater than 4" ..... \$425.00

**STANDARD RETAIL PRICE FOR KNOCKDOWN SURROUNDS***Effective date: 01/01/2018*

**PLEASE NOTE:** A 5% price increase has been added to the 2016 price lists. These prices are effective as of January 2018

<b>MODEL UNFINISHED</b>	<b>PAINT GRADE</b>	<b>RED OAK &amp; CLEAR PINE</b>	<b>MAPLE &amp; CHERRY</b>
<i>C100KD Classic 50 lbs</i>	\$608.98	\$633.94	\$875.12
<i>G200KD Georgian 50 lbs</i>	\$630.87	\$656.41	\$897.02
<i>R300KD Richmond 50 lbs</i>	\$546.30	\$571.08	\$804.69
<i>T400KD Traditional 40 lbs</i>	\$469.38	\$494.16	\$727.77

CONTACT US WITH ANY QUESTIONS OR HELP. PLEASE E-MAIL OR FAX ALL PURCHASE ORDERS

[tmwoodproducts@ymail.com](mailto:tmwoodproducts@ymail.com)

PH: 586-427-2364

FAX: 586-427-5617





T.M. WOOD PRODUCTS MANUFACTURING, INC.  
➤ 24301 HOOVER RD. WARREN, MI 48089  
www.tmwood.com

**KNOCKDOWN SURROUND UPCHARGES**

*Effective 01/01/2018*

Stain Application – Applied on Stain Grade Wood

Choices include: Light, Medium, Dark, Pickling White, Red Mahogany..... \$150.00

Upcharge for “C” greater than 4” ..... \$115.00

Primer Application – Applied on Paint Grade Wood..... \$150.00

Upcharge for “C” greater than 4” ..... \$115.00

Paint Application – Applied on Paint Grade Wood

Choices included along with primer: White, Black or Bone Finish..... \$255.00

Upcharge for “C” greater than 4” ..... \$230.00

Vary Opening Width “A”;

Up to 57” ..... N/C

Each 7” over 57” (EX. 57”-64”, 64”-71”., etc.) .....\$70.00

Vary Opening Height “B”

Up to 44” ..... N/C

Each 4” over 44” (EX. 4”-8”, 8”-12”., etc.) ..... \$70.00

Vary Return for Thickness Facing “C”

From 0” to 1” ..... N/C

From 1” to 4” .....\$90.00

From 4” over 4” (EX. 4”-8”, 8”-12”., etc.) .....\$90.00

Notch for legs due to raised hearth..... \$60.00

Flat Ends Veneered (Fitting shelf between two walls) ..... \$140.00

CONTACT US WITH ANY QUESTIONS OR HELP. PLEASE E-MAIL OR FAX ALL PURCHASE ORDERS

[tmwoodproducts@ymail.com](mailto:tmwoodproducts@ymail.com)

PH: 586-427-2364

FAX: 586-427-5617

# *Mantels by TM*

## Technical Guide

*CONTACT US WITH ANY QUESTIONS OR HELP. PLEASE E-MAIL OR FAX ALL PURCHASE ORDERS*

[tmwoodproducts@ymail.com](mailto:tmwoodproducts@ymail.com)

PH: 586-427-2364

FAX: 586-427-5617

**Measuring Instructions for Marble or Tile Facing for Surround Mantels**

SPECIFY MODEL# \_\_\_\_\_ WOOD TYPE: \_\_\_\_\_

FILL IN DIMENSIONS BELOW

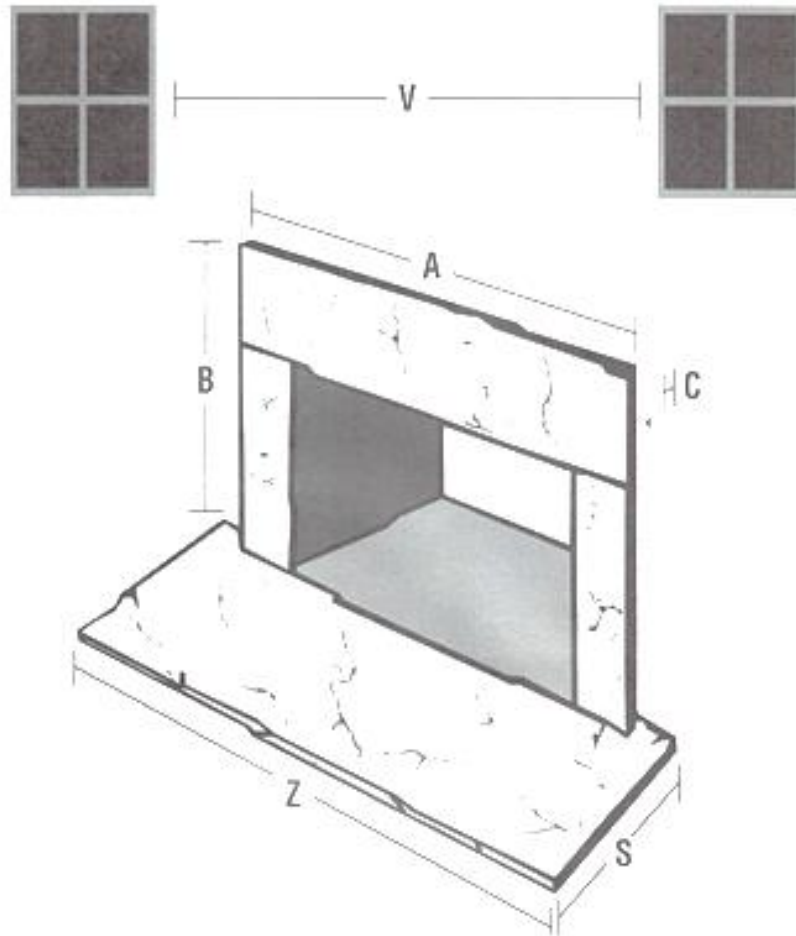
A \_\_\_\_\_

B \_\_\_\_\_

C \_\_\_\_\_

S \_\_\_\_\_

Z \_\_\_\_\_



\*NOTE: Manufacturer recommends overlapping marble or tile  $\frac{3}{4}$ " on width and height.

Example: Once you get "A" dimension as above, subtract 1-1/2", dimension "B" subtract  $\frac{3}{4}$ " for overlap.

CONTACT US WITH ANY QUESTIONS OR HELP. PLEASE E-MAIL OR FAX ALL PURCHASE ORDERS

[tmwoodproducts@ymail.com](mailto:tmwoodproducts@ymail.com)

PH: 586-427-2364

FAX: 586-427-5617

**Measuring Instructions for Surrounds Over Brick**

SPECIFY MODEL# \_\_\_\_\_ WOOD TYPE: \_\_\_\_\_

FILL DIMENSIONS BELOW

A \_\_\_\_\_ + \_\_\_\_\_ \* (space for combustibility) = \_\_\_\_\_

B \_\_\_\_\_ + \_\_\_\_\_ \* (space for combustibility) = \_\_\_\_\_

C \_\_\_\_\_

F \_\_\_\_\_

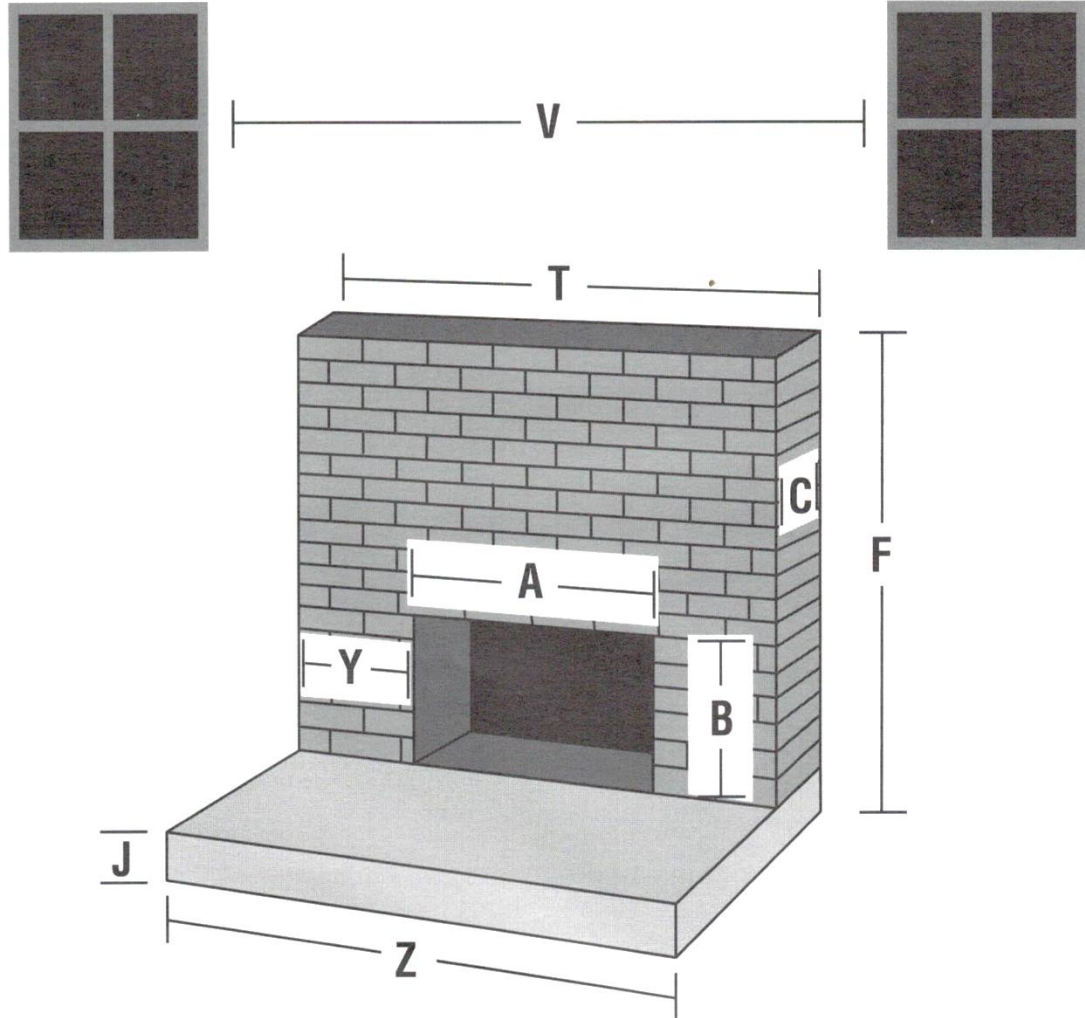
J \_\_\_\_\_

T \_\_\_\_\_

Y \_\_\_\_\_

V \_\_\_\_\_

Z \_\_\_\_\_



\*NOTE: Manufacturer recommends at least 7" space before combustible products, however, check your local building codes.

Example: A + 14" (7" on 2 sides)

B + 7"

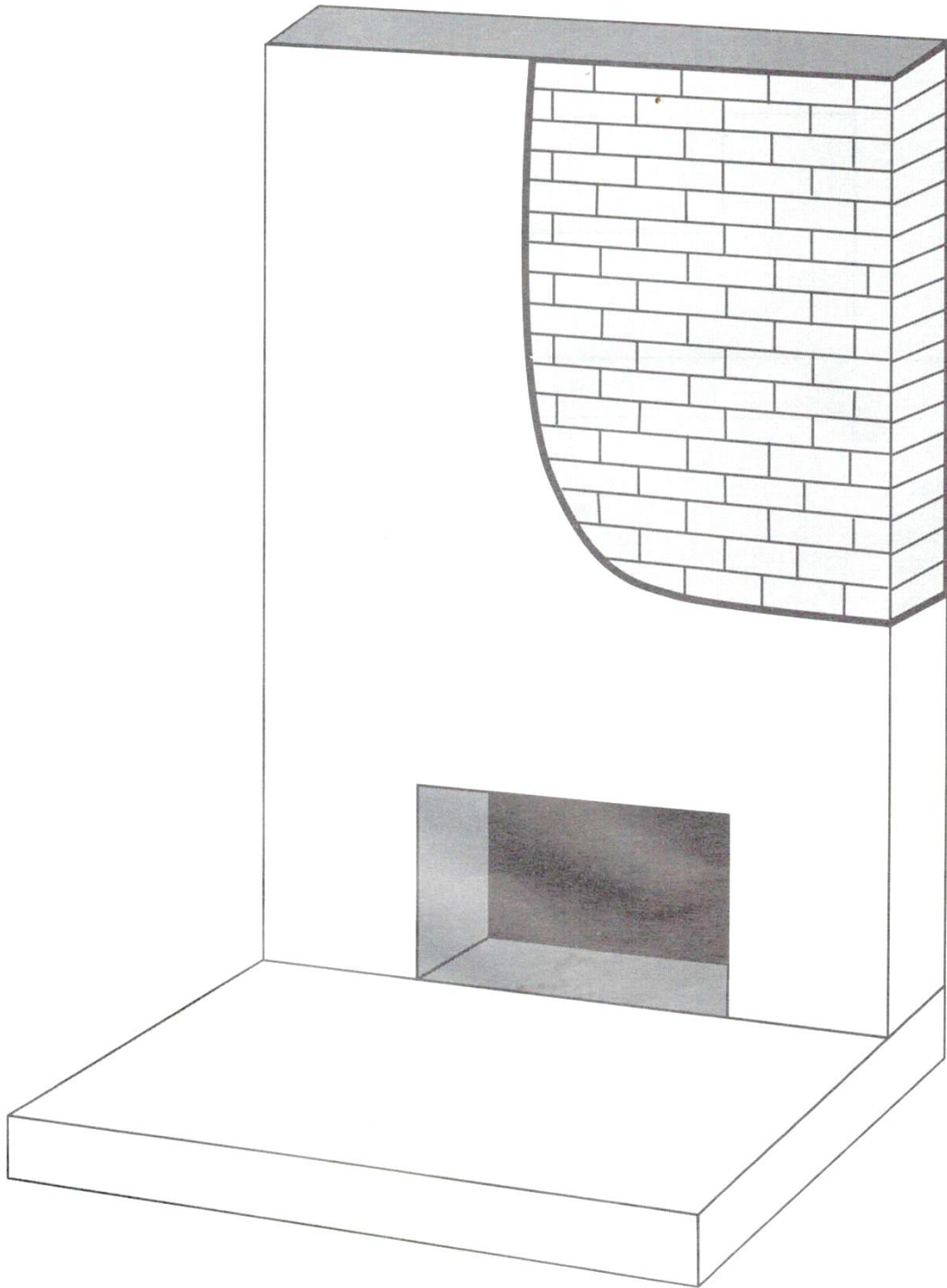
CONTACT US WITH ANY QUESTIONS OR HELP. PLEASE E-MAIL OR FAX ALL PURCHASE ORDERS

[tmwoodproducts@gmail.com](mailto:tmwoodproducts@gmail.com)

PH: 586-427-2364

FAX: 586-427-5617

**Typical U-Shape Condition for Shelf Mantels**



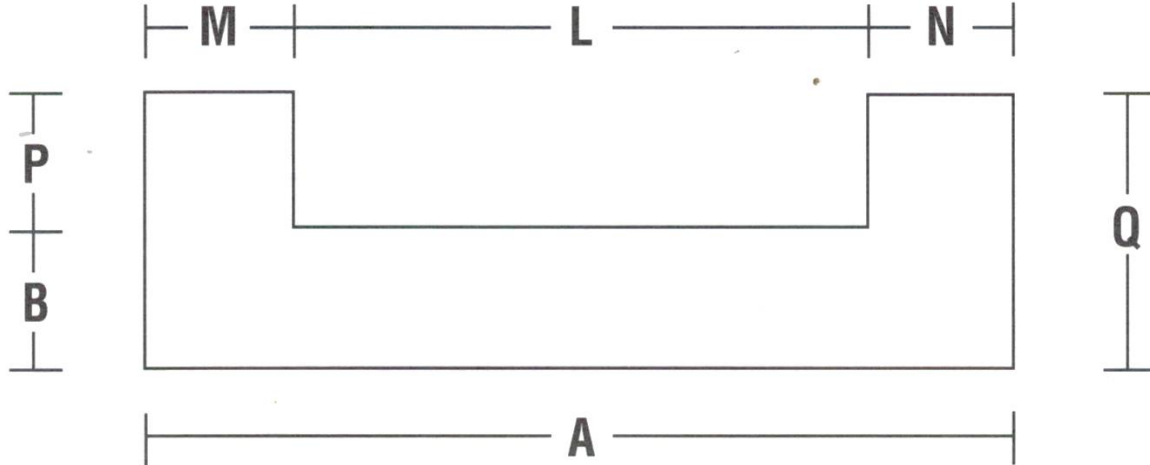
*CONTACT US WITH ANY QUESTIONS OR HELP. PLEASE E-MAIL OR FAX ALL PURCHASE ORDERS*

[tmwoodproducts@ymail.com](mailto:tmwoodproducts@ymail.com)

PH: 586-427-2364

FAX: 586-427-5617

**Measuring and Pricing Instructions for U-Shape Shelf Mantel**



**TOP FRONT VIEW**

**FILL IN DIMENSIONS BELOW**

A \_\_\_\_\_

B \_\_\_\_\_

L \_\_\_\_\_

P \_\_\_\_\_

Q \_\_\_\_\_

M \_\_\_\_\_

Check One: Butt against wall \_\_\_\_\_

Finished Edge \_\_\_\_\_

N \_\_\_\_\_

Check one: Butt against wall \_\_\_\_\_

Finished Edge \_\_\_\_\_

MODEL # \_\_\_\_\_

WOOD TYPE \_\_\_\_\_

*CONTACT US WITH ANY QUESTIONS OR HELP. PLEASE E-MAIL OR FAX ALL PURCHASE ORDERS*

[tmwoodproducts@ymail.com](mailto:tmwoodproducts@ymail.com)

PH: 586-427-2364

FAX: 586-427-5617

**Figuring Suggested Retail Price for U-Shape Shelf Mantel**

STEP 1] Add dimensions L, M, N together = A \_\_\_\_\_

STEP 2] Add dimensions B and P together = Q \_\_\_\_\_

STEP 3] Select Model # and Wood Type.

Use the Standard 6' price for your base price and divide by 6.

STANDARD 6' PRICE \$ \_\_\_\_\_ /6 = \$ \_\_\_\_\_ per/ft.

STEP 4] Using total from STEP 1, (A size) round off dimension to next full foot = \_\_\_\_\_ ft.

STEP 5] Using total from STEP 2, (Q size) round off dimension to next full foot X 2  
= \_\_\_\_\_ ft.

STEP 6] Add (STEP 4) + (STEP 5) = \_\_\_\_\_

MULTIPLY BY PRICE PER FOOT

(Obtained from step 3) = \$ \_\_\_\_\_

Plus, List Price upcharge for U-Shape

(see pricing for upcharge) = \$ \_\_\_\_\_

TOTAL LIST PRICE FOR UNFINISHED UNIT = \$ \_\_\_\_\_

ADD LIST PRICE FOR FINISHING (optional)

(see pricing for upcharge) = \$ \_\_\_\_\_

SPECIFY FINISH COLOR: \_\_\_\_\_

TOTAL LIST PRICE FOR FINISHED UNIT = \$ \_\_\_\_\_

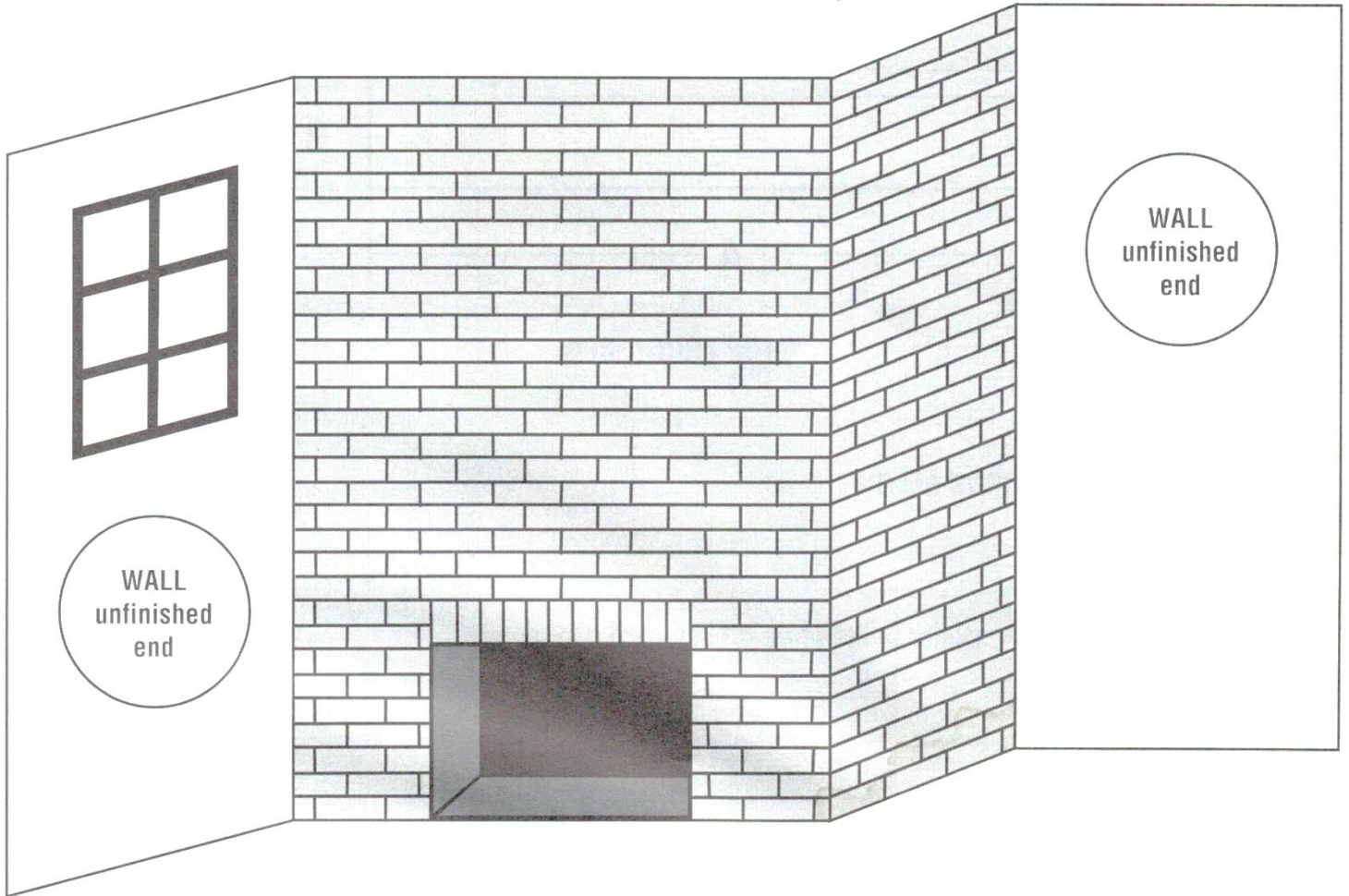
CONTACT US WITH ANY QUESTIONS OR HELP. PLEASE E-MAIL OR FAX ALL PURCHASE ORDERS

[tmwoodproducts@ymail.com](mailto:tmwoodproducts@ymail.com)

PH: 586-427-2364

FAX: 586-427-5617

**Typical L-Shape Condition for Shelf Mantels**



*CONTACT US WITH ANY QUESTIONS OR HELP. PLEASE E-MAIL OR FAX ALL PURCHASE ORDERS*

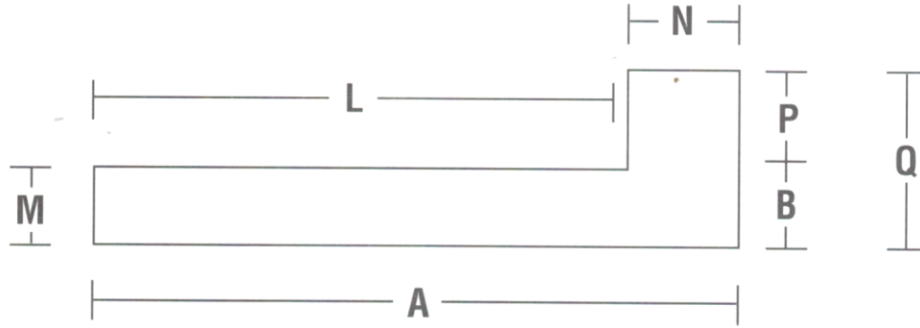
[tmwoodproducts@ymail.com](mailto:tmwoodproducts@ymail.com)

PH: 586-427-2364

FAX: 586-427-5617



**Measuring and Pricing Instructions for L-Shape Shelf Mantel**



**TOP FRONT VIEW**

**FILL IN DIMENSIONS BELOW**

A \_\_\_\_\_

B \_\_\_\_\_ (Refer to literature for standard depth)

L \_\_\_\_\_

P \_\_\_\_\_

Q \_\_\_\_\_

M \_\_\_\_\_ Check one: Butt against Wall \_\_\_\_\_

Finished Edge \_\_\_\_\_

N \_\_\_\_\_ Check one: Butt against Wall \_\_\_\_\_

Finished Edge \_\_\_\_\_

MODEL# \_\_\_\_\_

WOOD TYPE: \_\_\_\_\_

FRONT TOP VIEW SPECIFY: RIGHT L \_\_\_\_\_ LEFT L \_\_\_\_\_

(Right L shown above)

CONTACT US WITH ANY QUESTIONS OR HELP. PLEASE E-MAIL OR FAX ALL PURCHASE ORDERS

[tmwoodproducts@ymail.com](mailto:tmwoodproducts@ymail.com)

PH: 586-427-2364

FAX: 586-427-5617

**T.M. WOOD****T.M. WOOD PRODUCTS MANUFACTURING, INC.**

➤ 24301 HOOVER RD. WARREN, MI 48089

www.tmwood.com

**Figuring Suggested Retail Price for L-Shape Shelf Mantel**

STEP 1 ] Add dimensions L and N together = A \_\_\_\_\_

STEP 2 ] Add dimensions B and P together = Q \_\_\_\_\_

STEP 3 ] Select Model # and Wood Type.

Use the Standard 6' price for your base price and divide by 6.

STANDARD 6' PRICE \$ \_\_\_\_\_ /6 = \$ \_\_\_\_\_ per/ft.

STEP 4 ] Using total from STEP 1, (A size) round off dimension to next full foot = \_\_\_\_\_ ft.

STEP 5 ] Using total from STEP 2, (Q size) round off dimension to next full foot = \_\_\_\_\_ ft.

Example: if Q= 1'-6", next full foot is 2'-0".

STEP 6 ] Add (STEP 4) + (STEP 5) = \_\_\_\_\_

MULTIPLY BY PRICE PER FOOT

(Obtained from step 3) = \$ \_\_\_\_\_

Plus List Price upcharge for L-Shape

(see pricing for upcharge) = \$ \_\_\_\_\_

TOTAL LIST PRICE FOR UNFINISHED UNIT = \$ \_\_\_\_\_

ADD LIST PRICE FOR FINISHING (optional)

(see pricing for upcharge) = \$ \_\_\_\_\_

SPECIFY FINISH COLOR: \_\_\_\_\_

TOTAL LIST PRICE FOR FINISHED UNIT = \$ \_\_\_\_\_

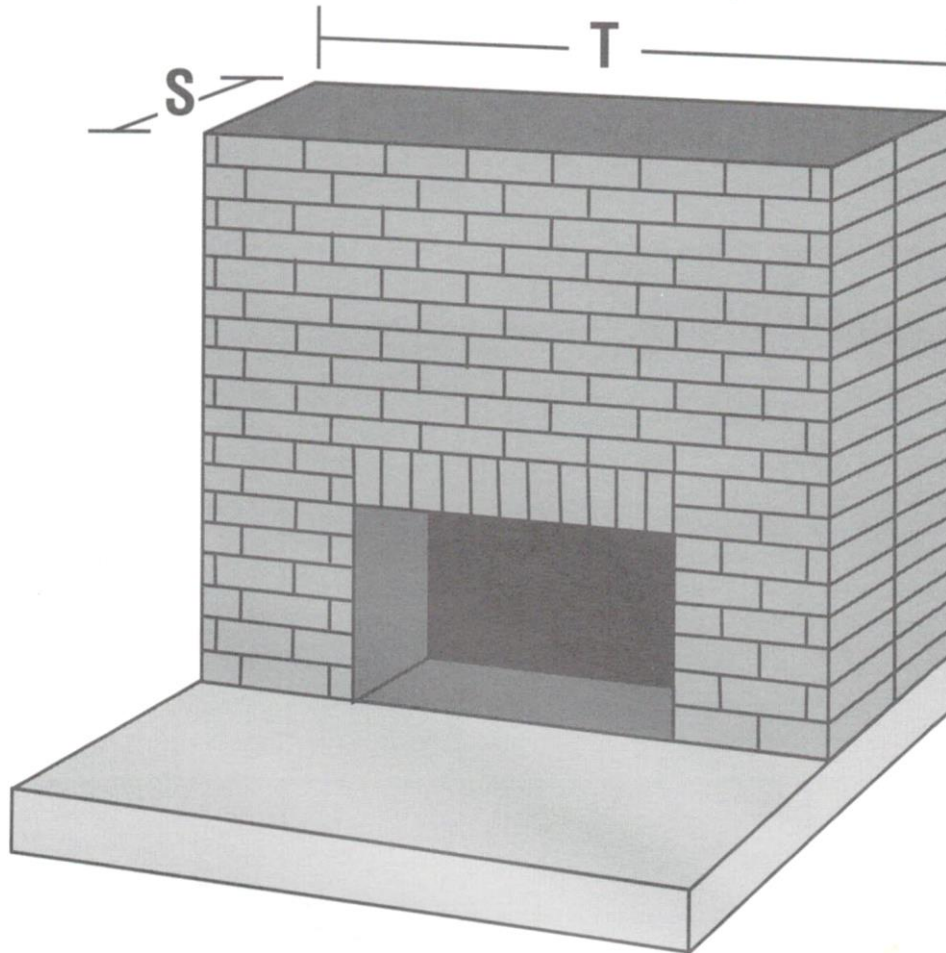
CONTACT US WITH ANY QUESTIONS OR HELP. PLEASE E-MAIL OR FAX ALL PURCHASE ORDERS

[tmwoodproducts@ymail.com](mailto:tmwoodproducts@ymail.com)

PH: 586-427-2364

FAX: 586-427-5617

**Measuring and Pricing Instructions for Typical Shelf Mantel Sitting on a Ledge**



**FILL IN DIMENSIONS BELOW**

**T=** \_\_\_\_\_

**S=** \_\_\_\_\_

*CONTACT US WITH ANY QUESTIONS OR HELP. PLEASE E-MAIL OR FAX ALL PURCHASE ORDERS*

[tmwoodproducts@ymail.com](mailto:tmwoodproducts@ymail.com)

PH: 586-427-2364

FAX: 586-427-5617

**T.M. WOOD****T.M. WOOD PRODUCTS MANUFACTURING, INC.**

➤ 24301 HOOVER RD. WARREN, MI 48089

www.tmwood.com

**Figuring Suggested Retail Price for Typical Shelf Mantel Sitting on a Ledge**

STEP 1] Select Model # \_\_\_\_\_

Select Wood Type: \_\_\_\_\_

STEP 2] Add 'T' dimension plus 8" = \_\_\_\_\_

(8" used as an average for PRICING ONLY – not for mantel production.)

Round off size to next full foot = \_\_\_\_\_ feet

Example: if 'T' plus 8" = 75, next full foot is 84" or 7'.

STEP 3] Using current list pricing, find the model and wood type chosen.

Find the next price column listed from 5' and up to 8' if size is not a full foot, add 20% for a layout charge = \$\_\_\_\_\_

STEP 4] Compare the measurement you received for dimension 'S' to the shelf mantel standard dimension 'E' (see brochure). If customer requires size 'S' to be up to 3" less than the standard 'E' depth, charge required list premium \$

(See pricing for upcharge)

Note: If a charge in bottom depth is requested, remember that it will also change the top shelf depth and vice versa.

LIST PRICE FROM STEP 3 = \$\_\_\_\_\_

+

LIST PRICE FROM STEP 4 \$\_\_\_\_\_ =

TOTAL LIST PRICE FOR FINISHED UNIT \$\_\_\_\_\_

ADD LIST PRICE FOR FINISHING (optional – see pricing for charge) \$\_\_\_\_\_

SPECIFY FINISH COLOR: \_\_\_\_\_

TOTAL PRICE FOR TOTAL UNIT = \$\_\_\_\_\_

CONTACT US WITH ANY QUESTIONS OR HELP. PLEASE E-MAIL OR FAX ALL PURCHASE ORDERS

[tmwoodproducts@ymail.com](mailto:tmwoodproducts@ymail.com)

PH: 586-427-2364

FAX: 586-427-5617

**T.M. WOOD****T.M. WOOD PRODUCTS MANUFACTURING, INC.**

➤ 24301 HOOVER RD. WARREN, MI 48089

www.tmwood.com

**Figuring Suggested Retail Price for Shelf Mantels over 8'-0"**

STEP 1] Select Model # \_\_\_\_\_  
 Select Wood Type \_\_\_\_\_  
 Use the standard 6' list price for base pricing.  
 Standard 6' Price \$ \_\_\_\_\_ / 6 = \$ \_\_\_\_\_ price/foot  
 Multiply the total length of the mantel by the price per foot.  
 Remember to round off size to the next full foot.  
 Example: If mantel is 11'-1" round off to 12'.  
 Price per foot X 12 = \_\_\_\_\_

Specify: Size of mantel needed \_\_\_\_\_ ft. \_\_\_\_\_ inches  
 TOTAL LIST PRICE = \$ \_\_\_\_\_

STEP 2] Add an additional list price of (see updated pricing) for every additional foot past 8'  
 Example: Using size from Step 1:  
 4 additional feet over 8' @ \$50.00/ft. = plus \$200.00 list  
 Total upcharges over 8' for mantel needed in Step 1 = \$ \_\_\_\_\_

ADD TOTALS FROM STEP 1 AND STEP 2 FOR TOTAL LIST PRICE FOR UNFINISHED UNIT  
 = \$ \_\_\_\_\_

ADD LIST PRICE FOR FINISHING (optional – see pricing for charge)  
 = \$ \_\_\_\_\_

SPECIFY FINISH COLOR: \_\_\_\_\_

TOTAL LIST PRICE FOR FINISHED UNIT = \$ \_\_\_\_\_

CONTACT US WITH ANY QUESTIONS OR HELP. PLEASE E-MAIL OR FAX ALL PURCHASE ORDERS

[tmwoodproducts@gmail.com](mailto:tmwoodproducts@gmail.com)

PH: 586-427-2364

FAX: 586-427-5617

### Shelf Mantel Installation Instructions for Permanent Installation

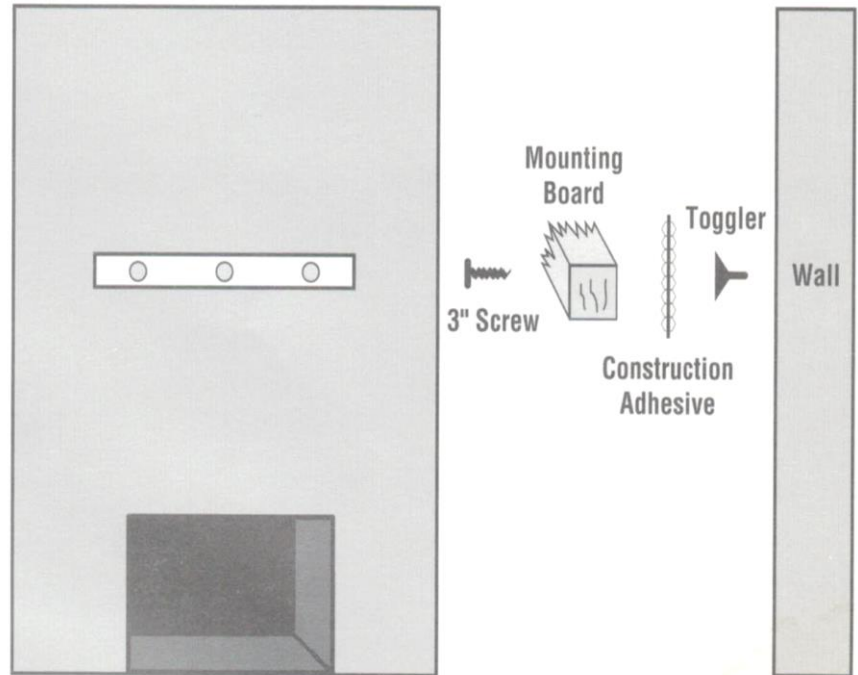
**IMPORTANT:** Please read instructions completely prior to installation. This may anticipate any potential problems with your mantel installation while you can still solve them easily. Please check local building codes before installation to ensure adequate clearance from your fireplace opening for combustible materials.

#### MANTEL CARTON CONTAINS:

- 1 ea Shelf Mantel
- 1 ea 5/4" Pine Mounting Board
- 4 ea 3" #10 Wood Screws
- 4 ea Plastic Wall Anchors
- 2 ea 2" #8 Wood Screws
- 1 ea Finishing Suggestions Sheet
- 1 ea Warranty

#### ADDITIONAL ITEMS NEEDED FOR INSTALLATION:

- 11 oz. Construction Adhesive
- Caulk Gun
- Stud Finder
- Drill Motor
- 5/16" Drill Bit/ Masonry Drill Bit
- 3/16" Drill Bit
- #8 Countersink Bit
- Level
- Phillips Screwdriver
- Tape Measure



#### STEP 1] CHOOSE INSTALLATION HEIGHT

This height is primarily based on what looks best to you on your fireplace: 50-60" is the basic range of installed heights. You should check your local building codes to ensure adequate clearance from your fireplace opening for combustible materials.

#### STEP 2] ATTACH MOUNTING BOARD

With the 3/16" drill bit, pre-drill the mounting board evenly along its length for the 3" #10 screws. If you are mounting the mantel to the wood framed drywall, locate at least two studs and drill the mounting board so the screws will hit those studs. Hold the board to the wall, check for your level and mark the wall where the holes have been drilled through the board. With the 5/16" drill bit, drill holes into the wall surface at the spots marked and insert the plastic anchors. Run a bead of construction adhesive along the back side of the mounting board, put it in place and tighten the screws until secure.

#### STEP 3] MOUNT MANTEL

Put a bead of construction adhesive on the top edge of the mounting board. Slide the mantel over the board and use the 2" #8 wood screws to attach the mantel while holding it tight against the wall. You may want to countersink them and use wood plugs to give the top a finished appearance. A helper will make this last step much easier.

CONTACT US WITH ANY QUESTIONS OR HELP. PLEASE E-MAIL OR FAX ALL PURCHASE ORDERS

[tmwoodproducts@ymail.com](mailto:tmwoodproducts@ymail.com)

PH: 586-427-2364

FAX: 586-427-5617